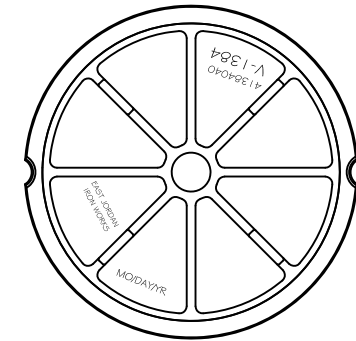
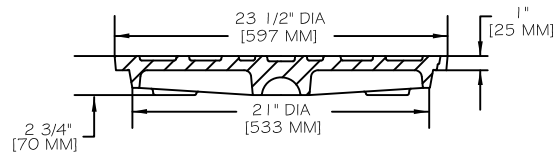


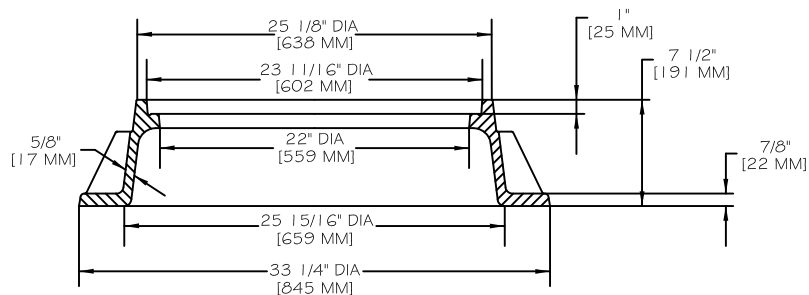
BOTTOM VIEW
(2 VENT HOLES)



BOTTOM VIEW
(NO VENT HOLES)



COVER SECTION



FRAME SECTION

NOTES:

1. FRAME AND COVER SHALL BE CAST IRON, FREE OF SAND HOLES; NO PLUGGING PERMITTED.
2. TWO VENT HOLES SHALL BE PROVIDED EXCEPT WHERE PLANS REQUIRE NO VENT HOLES AND ONLY PICK HOLES.
3. FRAME SHALL INCLUDE FOUR DRILLED HOLES FOR EXPANSION ANCHORS THROUGH MANHOLE CONE.
4. METAL RINGS SHALL BE BOLTED INTO ADJUSTING RINGS WITH 1/2" DIAMETER KWIK BOLT STUD ANCHOR SYSTEM. HILTI BRAND OR APPROVED EQUAL.
5. CASTINGS FOR CROSS COUNTRY MANHOLES SHALL BE OF THE SWIVEL TYPE. SEE APPROVED MATERIALS LIST FOR ACCEPTABLE MANUFACTURERS AND MODELS.

#	REVISED	DATE: 3/31/05	STANDARD DETAIL		WATER RESOURCES DEPARTMENT CITY OF MONROE, NC	
	1/26/17	SCALE: NONE				
		DRAWN BY: JPH	STANDARD MANHOLE FRAME AND COVER DETAIL		FILE NO. 12.06.01 DIV. NO. 12	
		CHECKED BY: DSW				
		APPROVED BY: DSW				